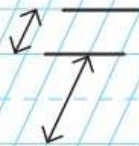


ПИШЕМ БУКВЫ АЛФАВИТА

Аа Ёё Ввв Гг Dg
Ее Ёё Жж Зз Ии
Йй Кк Лл Мм Нн
Оо Пп Рр Сс Ттт
Уу Рр Хх Цц Чч
Шш Щщ Ъъ Ыы
Ээ Юю Яя



- рабочая строка
- межстрочное пространство

- верхняя линия рабочей строки
- нижняя линия рабочей строки
- середина межстрочного пространства

ПРАВИЛЬНАЯ ПОСАДКА

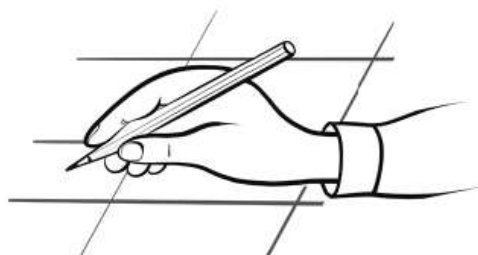


Для правшей

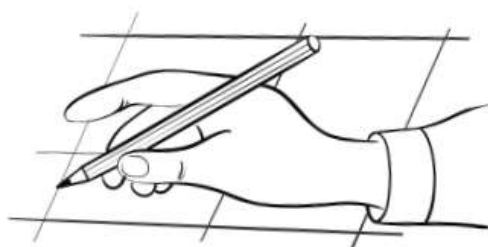


Для левшей

Правильно держи ручку правой рукой.

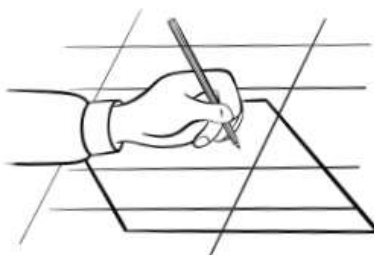


Проверяй, правильно ли ты держишь ручку.

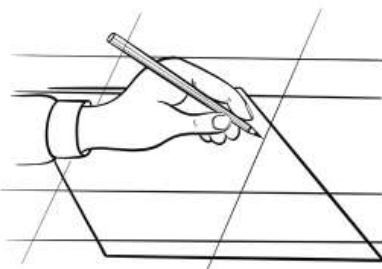


Если пишешь левой рукой, держи ручку так:

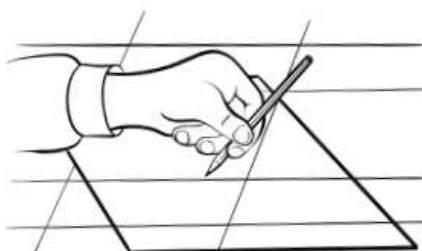
способ 1


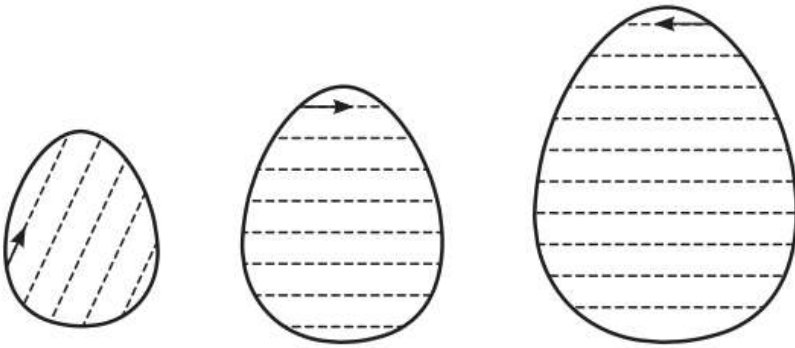




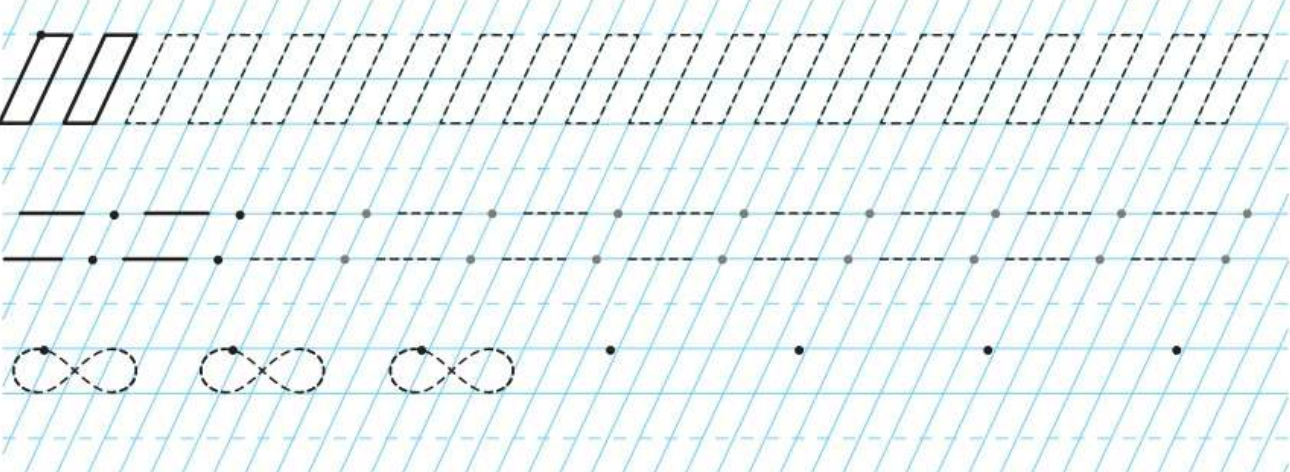
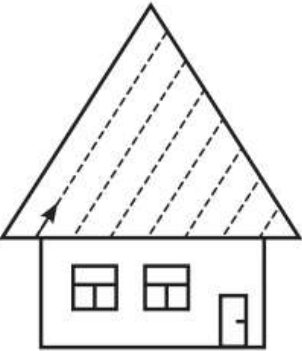
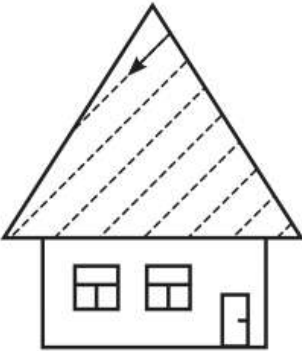
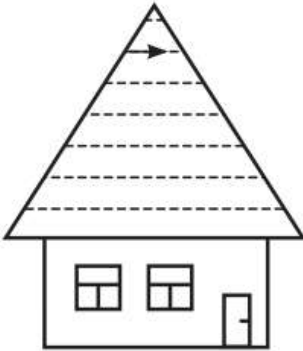


способ 2




способ 3

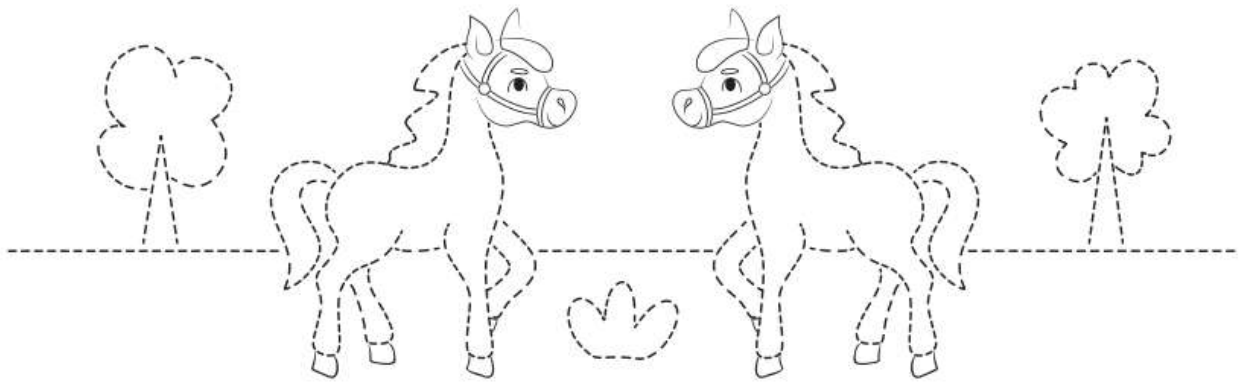








Handwriting practice on blue-lined paper showing four rows of cursive letters: the first row contains a continuous wavy line, the second row contains the letter 'u', the third row contains the letter 'e', and the fourth row contains the letter 's'.



Handwriting practice on blue-lined paper showing four rows of cursive letters: the first row contains the letter 'o', the second row contains the letter 'b', the third row contains the letter 'u', and the fourth row contains the letter 'h'.




Handwriting practice on ruled lines with slanted background:

Row 1: A series of horizontal dashes, starting with a circle containing a right-pointing arrow.

Row 2: A series of loops, starting with a circle containing a counter-clockwise arrow.

Row 3: Pairs of a circle with a right-pointing arrow followed by a circle with a left-pointing arrow.

Row 4: Pairs of a circle with a right-pointing arrow followed by a circle with a diagonal arrow pointing up and to the right.



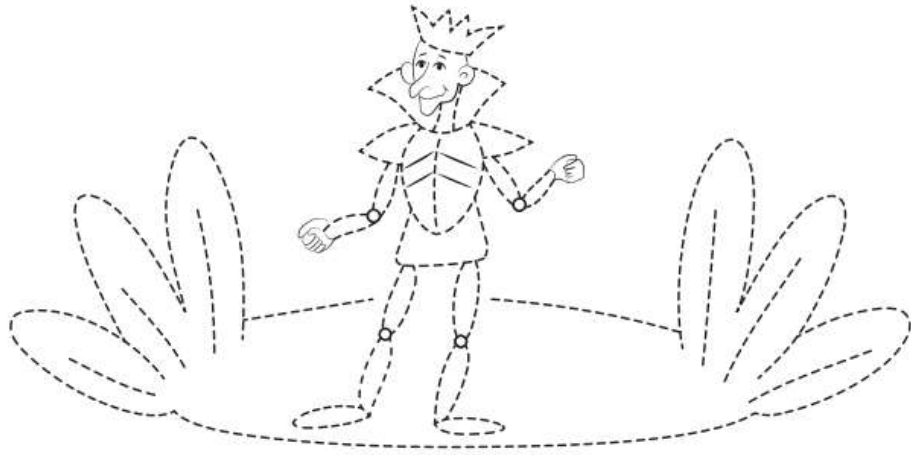
Handwriting practice on ruled lines with slanted background:

Row 1: A series of loops, starting with a circle containing a counter-clockwise arrow.


Row 2: A series of loops, starting with a circle containing a right-pointing arrow.

Row 3: A series of pairs of a circle with a right-pointing arrow followed by a circle with a left-pointing arrow.

Row 4: A series of loops, starting with a circle containing a diagonal arrow pointing up and to the right.



ւ ւ ւ ւ ւ ւ ւ ւ ւ ւ
 ր ր ր ր ր ր ր ր ր ր
 հ հ հ հ հ հ հ հ հ հ
 զ զ զ զ զ զ զ զ զ զ



Օ օ օ օ օ օ օ օ
 Ե Ե Ե Ե Ե Ե Ե Ե
 Օ օ օ օ օ օ օ օ
 B B B B

